


ST. ANDREWS SCOTS SCHOOL

Adjacent Navniti Apartments, I.P. Extension (Patparganj), Delhi-110092

Session: 2025-2026




HOLIDAY HOMEWORK

CLASS - 1st

NAME : _____


SECTION : _____




SUMMER VACATION

Instructions for Holiday Homework



- Summer is the hottest season of the year but children enjoy a lot in the season with their family and friends.
- This is a very interesting and entertaining season for them as they enjoy swimming, visit mountains areas, and enjoy their favourite food.
- We are sending few assignments that would help the children to grasp the work done in the class.
- Holiday homework has to be done under the parental guidance.
- Fix a time- table for your ward to organise his/her daily routine like reading story books, play with puzzles and indoor games(focus less on TV& games).
- Students must take printout to do the Holiday homework and put it in a folder.
- Read one paragraph from English book and Hindi book in front of mirror daily.
- Students must do writing practice daily from English and Hindi book(use rough notebook only).




Match a word with a picture.




doll




train



teddy bear



robot





car



rocket

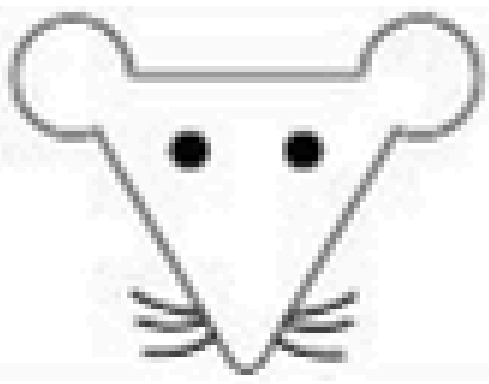
Short Vowels (Beginning Sounds)

Choose the correct vowel for each picture.




a	e	i	o	u
a	e	i	o	u
a	e	i	o	u
a	e	i	o	u
a	e	i	o	u


Beginning Sound - Fill in the missing letters.




a t



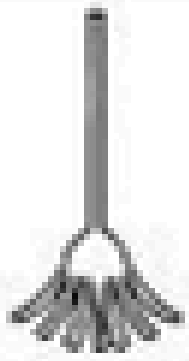
e t



u g



a n




o p




i g




i n




e t



u g



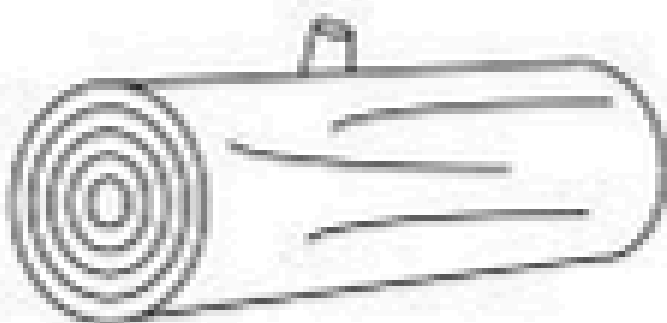
a t



i g



u p



o g



e b




a p




a t



o t



a n



u g



o p

Fill with 'ee' and 'oo' sound.



b__k




tr__



m__n




c__k



gr__n




f__d



sp__n

3

thr__



f__t



p__l

Tick the Correct Sound /ss/

Look at the picture. Tick the correct word.



grass
dress



cross
mess



hiss
toss



grass
mess




floss
cross



toss
kiss



kiss
mess



floss
hiss

Match the 'll' words with pictures.



smell

bell

doll

skull


drill

ill

till

hill







shell





Color the vowels

Find and color the vowels. (a e i o u)





हिन्दी



चित्र का सही वर्ण को ढूंढ कर गोला बनाओ




आ

अ

ऊ

इ



इ

ई

ऊ

ई



उ

ऊ

ई

ई




आ

उ

इ

उ




ऊ

अ

ऊ

ई



ऊ

अ

आ

अ

बिना मात्रा के शब्द

२ अक्षर वाले

रिक्त स्थान भरें



न _



फ _




ज _



घ _



ब _




ए _



ख _



र _



ह _



व _




ब _




ध _

दिए गये शब्दों को पढ़ें और सही चित्रों से मिलान करें।

कलश



बतख



मटर




कमल



मगर



गरम



कलम



चार अक्षर वाले शब्दों का अभ्यास करें।

अ + च + र + ज

=

अ + ज + ग + र

=

ब + च + प + न

=

झ + ट + प + ट

=

अ + फ + स + र

=

म + त + ल + ब

=

ब + र + ग + द

=

उ + ल + झ + न


=

अ + व + स + र

=


म + ख + म + ल


=




आ की मात्रा वाले शब्द- चित्र देखकर लिखो


4

































चित्रों को देखे और सही शब्दों को उससे जोड़े।





जाला




राजा




छाता





हाथी




कार



गाजर



भारत



+

-

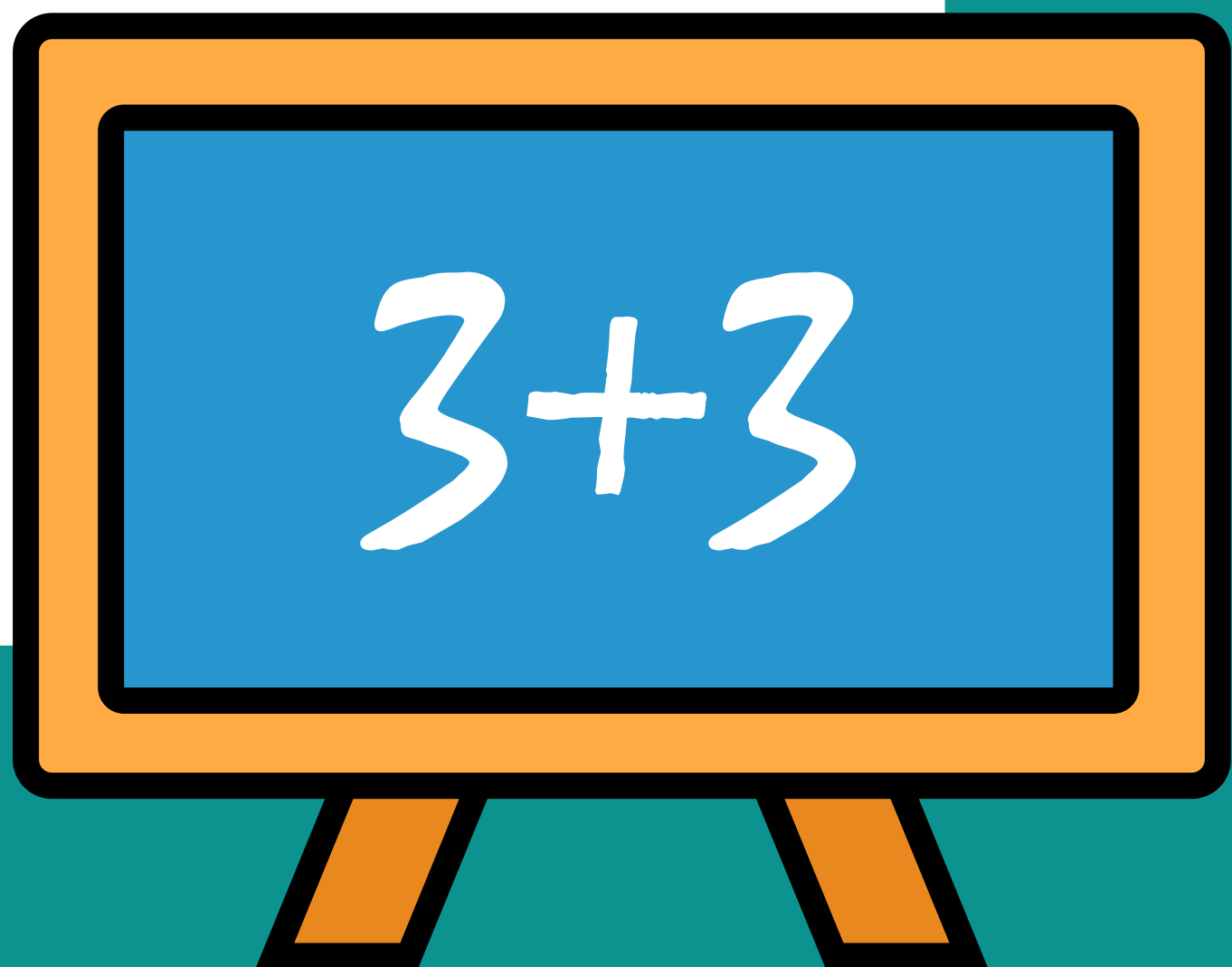




MATH



x

÷



Number Practice



Fill in the missing numbers.

1			4		6	7		9	
	12			15		17	18		20
21			24		26			29	30
	32	33		35		37		39	
41			44		46		48		50
51			54		56	57		59	
	62			65		67	68		70
71			74		76			79	80
81		83	84		86		88		
	92	93		95		97		99	

Write the numbers what comes Before, Between or After.



Q. Write number: (before, between, after)

Before

____ 8

____ 17


____ 12

____ 1

____ 20

____ 44

____ 65



Between

1 ____ 3

20 ____ 22


8 ____ 10

14 ____ 16

31 ____ 33

19 ____ 21

11 ____ 13



After

6 ____

13 ____

29 ____



34 ____

17 ____


42 ____

39 ____



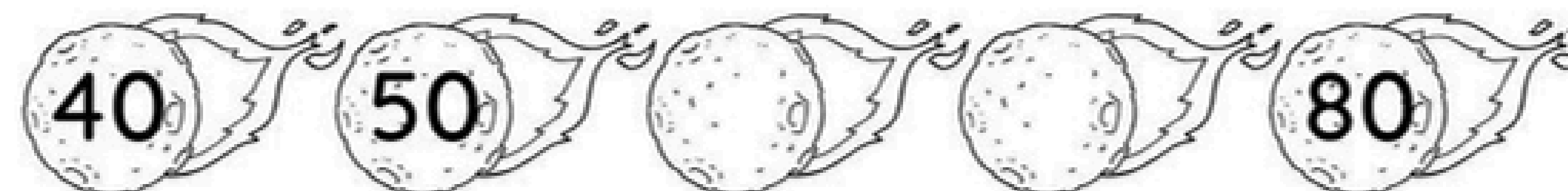


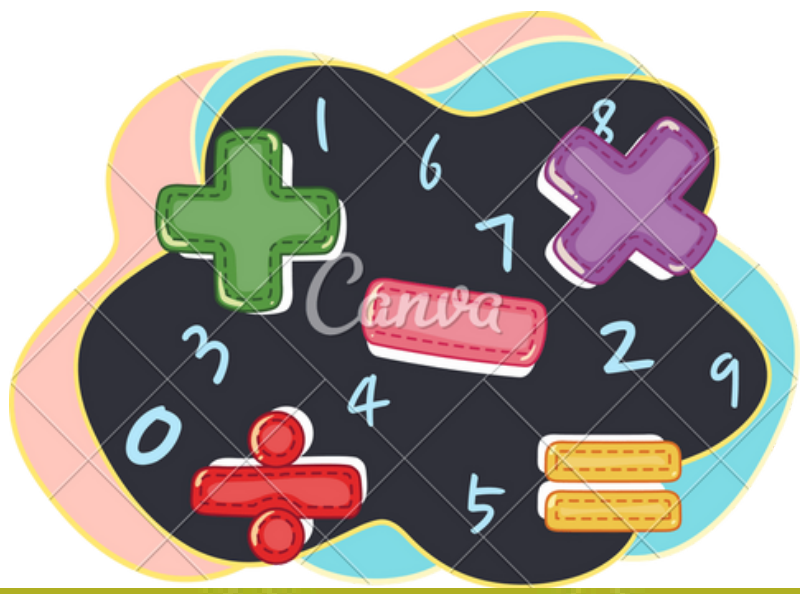


Skip Counting



Your paragraph text





Comparing numbers

Greater than $>$

Less than $<$

Equal to $=$

● 48 44

● 26 28

● 85 80

● 23 19

● 28 30

● 43 38

● 54 32

● 13 65

● 10 5

● 89 90

● 54 52

● 53 71

● 65 38

● 18 25

● 9 5

● 74 80

● 66 54

● 59 29

● 47 30

● 29 50

Single Digit Addition



$$\begin{array}{r} 3 \\ + 2 \\ \hline \end{array}$$

$$\begin{array}{r} 2 \\ + 5 \\ \hline \end{array}$$

$$\begin{array}{r} 6 \\ + 2 \\ \hline \end{array}$$

$$\begin{array}{r} 6 \\ + 1 \\ \hline \end{array}$$

$$\begin{array}{r} 3 \\ + 4 \\ \hline \end{array}$$

$$\begin{array}{r} 2 \\ + 1 \\ \hline \end{array}$$

$$\begin{array}{r} 1 \\ + 5 \\ \hline \end{array}$$

$$\begin{array}{r} 7 \\ + 2 \\ \hline \end{array}$$

$$\begin{array}{r} 8 \\ + 2 \\ \hline \end{array}$$

$$\begin{array}{r} 2 \\ + 6 \\ \hline \end{array}$$

$$\begin{array}{r} 0 \\ + 3 \\ \hline \end{array}$$

$$\begin{array}{r} 4 \\ + 5 \\ \hline \end{array}$$

$$\begin{array}{r} 9 \\ + 3 \\ \hline \end{array}$$

$$\begin{array}{r} 1 \\ + 3 \\ \hline \end{array}$$

$$\begin{array}{r} 4 \\ + 1 \\ \hline \end{array}$$

$$\begin{array}{r} 2 \\ + 5 \\ \hline \end{array}$$

$$\begin{array}{r} 8 \\ + 1 \\ \hline \end{array}$$

$$\begin{array}{r} 0 \\ + 7 \\ \hline \end{array}$$

$$\begin{array}{r} 6 \\ + 3 \\ \hline \end{array}$$

$$\begin{array}{r} 3 \\ + 3 \\ \hline \end{array}$$

Double Digit Addition

$$\begin{array}{r} 10 \\ + 13 \\ \hline \end{array}$$

$$\begin{array}{r} 22 \\ + 33 \\ \hline \end{array}$$

$$\begin{array}{r} 16 \\ + 21 \\ \hline \end{array}$$

$$\begin{array}{r} 40 \\ + 19 \\ \hline \end{array}$$

$$\begin{array}{r} 45 \\ + 13 \\ \hline \end{array}$$

$$\begin{array}{r} 79 \\ + 10 \\ \hline \end{array}$$

$$\begin{array}{r} 32 \\ + 15 \\ \hline \end{array}$$

$$\begin{array}{r} 20 \\ + 59 \\ \hline \end{array}$$

$$\begin{array}{r} 32 \\ + 56 \\ \hline \end{array}$$

$$\begin{array}{r} 12 \\ + 62 \\ \hline \end{array}$$

$$\begin{array}{r} 44 \\ + 25 \\ \hline \end{array}$$

$$\begin{array}{r} 12 \\ + 74 \\ \hline \end{array}$$

$$\begin{array}{r} 10 \\ + 15 \\ \hline \end{array}$$

$$\begin{array}{r} 20 \\ + 17 \\ \hline \end{array}$$

$$\begin{array}{r} 52 \\ + 47 \\ \hline \end{array}$$

$$\begin{array}{r} 10 \\ + 50 \\ \hline \end{array}$$

$$\begin{array}{r} 27 \\ + 41 \\ \hline \end{array}$$

$$\begin{array}{r} 34 \\ + 25 \\ \hline \end{array}$$

$$\begin{array}{r} 10 \\ + 17 \\ \hline \end{array}$$

$$\begin{array}{r} 12 \\ + 13 \\ \hline \end{array}$$

Single-Digit Subtraction

1

$$\begin{array}{r} 3 \\ - 2 \\ \hline \end{array}$$

2

$$\begin{array}{r} 9 \\ - 3 \\ \hline \end{array}$$

3

$$\begin{array}{r} 7 \\ - 3 \\ \hline \end{array}$$

4

$$\begin{array}{r} 22 \\ - 22 \\ \hline \end{array}$$

5

$$\begin{array}{r} 8 \\ - 0 \\ \hline \end{array}$$

6

$$\begin{array}{r} 5 \\ - 5 \\ \hline \end{array}$$

7

$$\begin{array}{r} 6 \\ - 2 \\ \hline \end{array}$$

8

$$\begin{array}{r} 22 \\ - 11 \\ \hline \end{array}$$

9

$$\begin{array}{r} 5 \\ - 4 \\ \hline \end{array}$$

10

$$\begin{array}{r} 5 \\ - 3 \\ \hline \end{array}$$

11

$$\begin{array}{r} 7 \\ - 4 \\ \hline \end{array}$$

12

$$\begin{array}{r} 3 \\ - 1 \\ \hline \end{array}$$

13

$$\begin{array}{r} 1 \\ - 0 \\ \hline \end{array}$$

14

$$\begin{array}{r} 6 \\ - 3 \\ \hline \end{array}$$

15

$$\begin{array}{r} 9 \\ - 7 \\ \hline \end{array}$$

16

$$\begin{array}{r} 9 \\ - 6 \\ \hline \end{array}$$

17

$$\begin{array}{r} 9 \\ - 9 \\ \hline \end{array}$$

18

$$\begin{array}{r} 7 \\ - 6 \\ \hline \end{array}$$

19

$$\begin{array}{r} 4 \\ - 3 \\ \hline \end{array}$$

20

$$\begin{array}{r} 4 \\ - 2 \\ \hline \end{array}$$

Double Digit Subtraction

1.

$$\begin{array}{r} 63 \\ - 20 \\ \hline \end{array}$$

2.

$$\begin{array}{r} 69 \\ - 31 \\ \hline \end{array}$$

3.

$$\begin{array}{r} 72 \\ - 62 \\ \hline \end{array}$$

4.

$$\begin{array}{r} 57 \\ - 34 \\ \hline \end{array}$$

5.

$$\begin{array}{r} 94 \\ - 51 \\ \hline \end{array}$$

6.

$$\begin{array}{r} 27 \\ - 15 \\ \hline \end{array}$$

7.

$$\begin{array}{r} 94 \\ - 81 \\ \hline \end{array}$$

8.

$$\begin{array}{r} 89 \\ - 53 \\ \hline \end{array}$$

9.

$$\begin{array}{r} 99 \\ - 93 \\ \hline \end{array}$$

10.

$$\begin{array}{r} 66 \\ - 23 \\ \hline \end{array}$$

11.

$$\begin{array}{r} 38 \\ - 31 \\ \hline \end{array}$$

12.

$$\begin{array}{r} 70 \\ - 60 \\ \hline \end{array}$$

13.

$$\begin{array}{r} 51 \\ - 51 \\ \hline \end{array}$$

14.

$$\begin{array}{r} 95 \\ - 84 \\ \hline \end{array}$$


15.

$$\begin{array}{r} 87 \\ - 50 \\ \hline \end{array}$$




EVS







ALL ABOUT ME



My Name is:





This is a Picture of Me



I am _____ years old



My Birthday is:



My Favorite Color is:



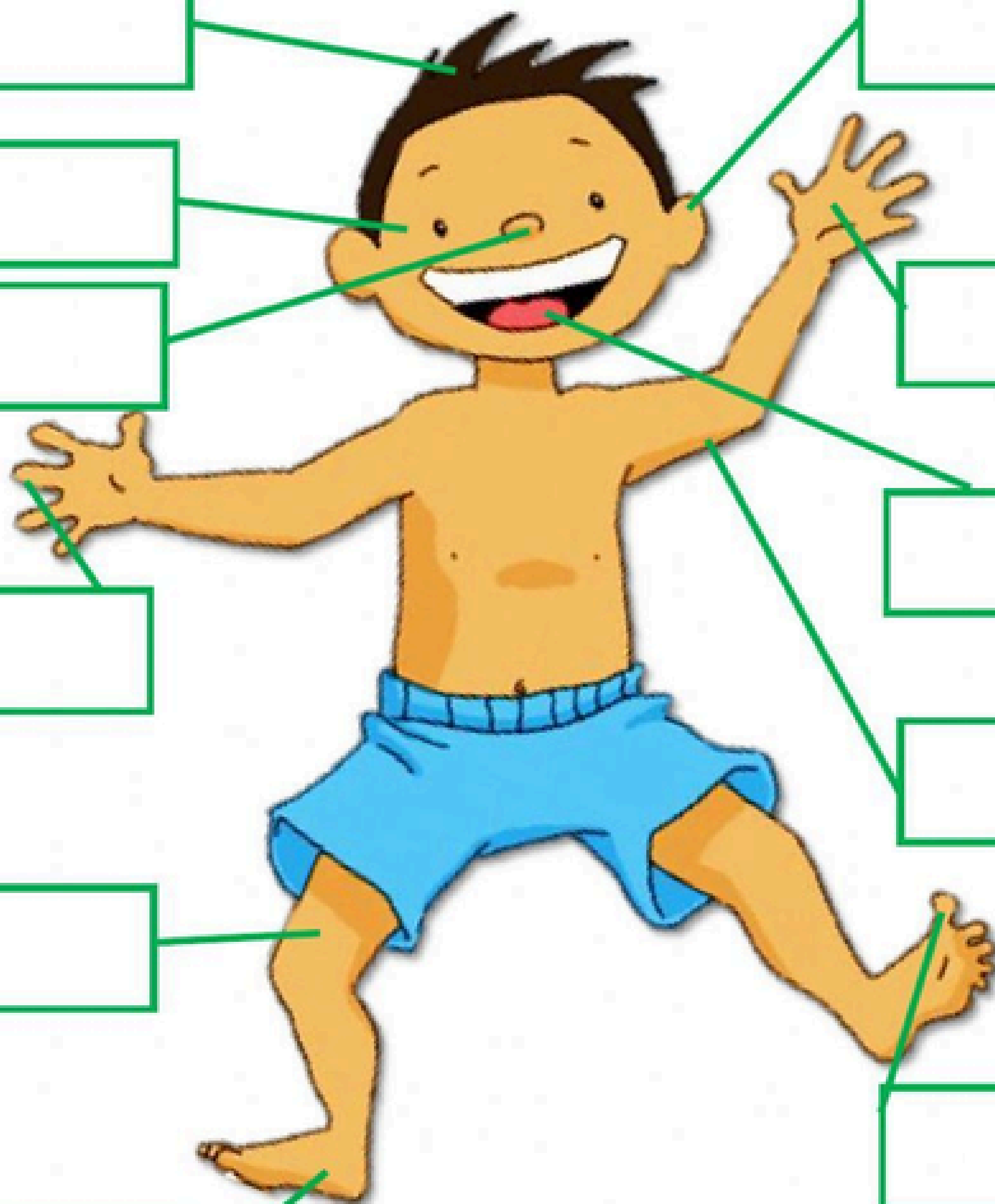
I love to eat:



My Favorite Activities:



Parts of the Body



mouth

eye

leg

arm

toe

hair

ear

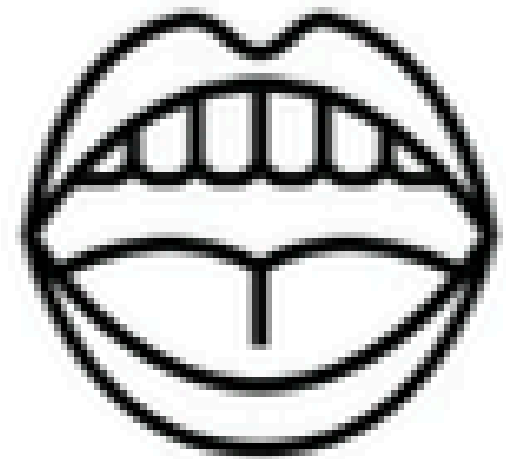



foot

hand

nose

finger

Write Five Sense Organs



I use my _____ to hear.

I use my _____ to smell.

I use my _____ to see.

I use my _____ to touch.









I use my _____ to taste.

Five Senses



Look at the picture on the left.

Then, draw a circle around the sense that best matches the picture.





GK



Symbols of India

Trace the correct circle.

Which game is the National game of India?



Cricket



Football



Hockey

Which tree is the National tree of India?



Banyan
tree



Mango
tree




Apple
tree


Symbols of India

Trace the correct circle.

Which bird is India's National bird?



Parrot



Peacock




Crow


Which animal is India's National animal?



Lion



Elephant



Tiger

Symbols of India

Trace the correct circle.

Which flower is the National flower of India?



Lotus




Rose



Tulip


Which fruit is the National fruit of India?



Apple




Mango




Orange


Colour the National Symbols of India




National Fruit
(Mango)



National Bird
(Peacock)



National Animal
(Tiger)



National Flower
(Lotus)

LIBRARY

Here's a breakdown of the assignment

Assignment Details

Story : Read **"The Thirsty Crow"**

Task 1: Write the moral of the story.

Task 2: Draw a picture related to the story.

Requirements:


- Work should be neat
- Use A4-sized paper

This assignment seems to be a fun way to encourage reading, writing, and creativity in Class 1 students!!

Happy Reading! 



ART & CRAFT



ACTIVITIES

- Here are some innovative ideas using waste materials for each section:

Section E- Pencil stand


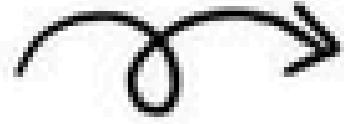

Section F - Photo Frame

- Complete Father's day activity sheet.
- Join the dots to complete the picture, then color it with your favorite colors!
- Complete pages 6 to 12 in Art & Craft book.
- Complete pages 8 to 15, 20, 33 ,34 in Cursive writing.
- Complete pages 3 to 23, 38, 42, 49, 57 to 60, 65 to 67 , 78, given in Maths book.



#1 DAD

he's a



My dad
in 3 words:

1. _____
2. _____
3. _____

My dad's full name is:

_____.

He is _____ years old, and is
very _____.

My dad is
_____ feet tall and weighs
_____ lbs. He likes to

_____,
but doesn't like to

_____.
He always says, "_____"

_____,
and is very good at

_____.

My favorite thing to do
with my dad is:

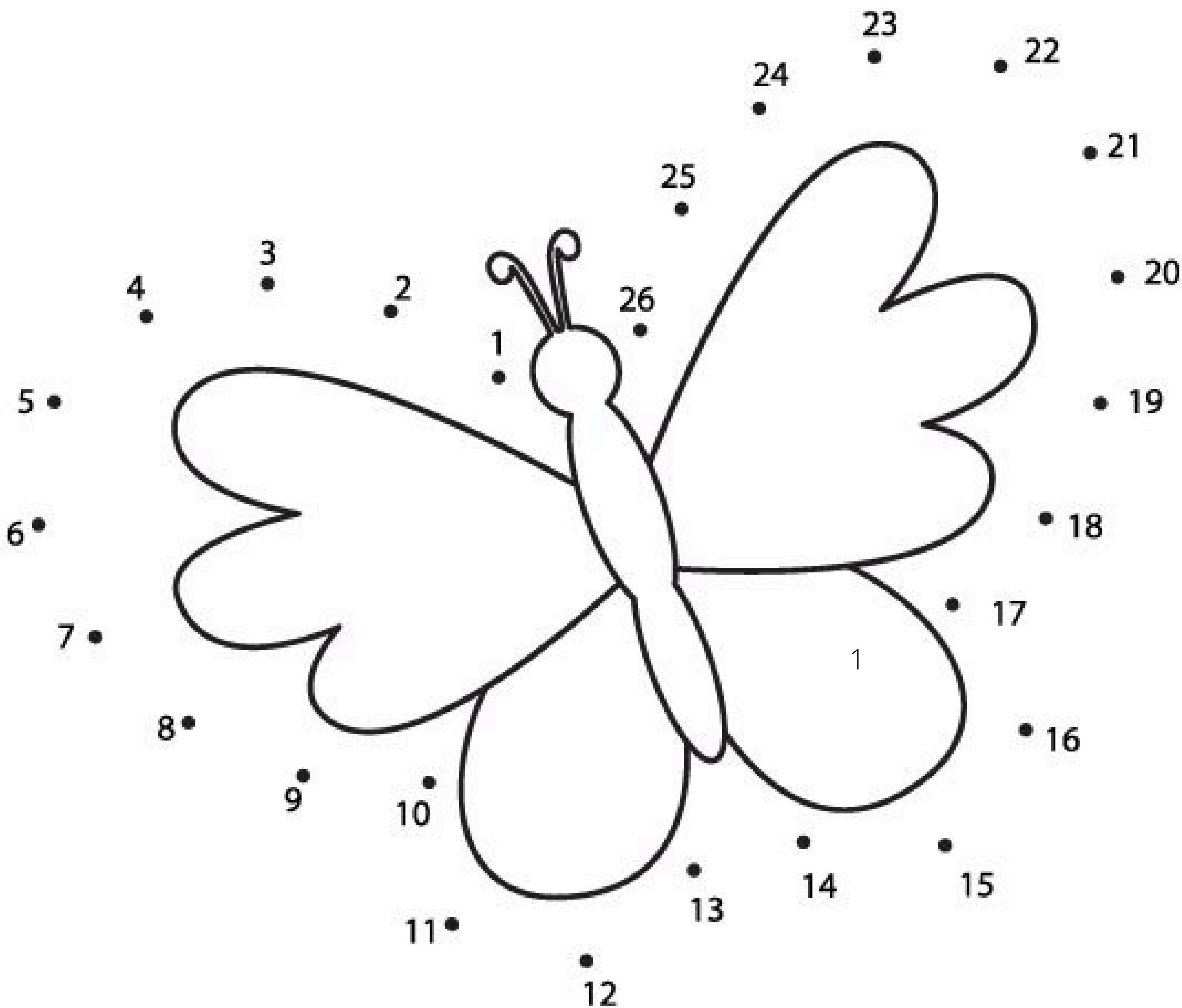
☆ happy FATHERS day ☆

Lots of love,

Colour the picture



Join the dots and complete the picture, then colour it



21st June International YOGA DAY







Happy Holidays

ENJOY & HAVE FUN!!

STAY SAFE AND HEALTHY